

Brick™ Fuses

6125TD Series, Time Delay

Description

- Time Delay surface mount fuse
- Complies with EIA-IS-722 Standard
- Solder Immersion Compatible

ELECTRICAL CHARACTERISTICS	
% of Amp Rating	Opening Time
100%	4 Hours Minimum
200%	1 Second Minimum
200%	2-4 Seconds Typical
200%	60 Seconds Maximum

Agency Information


- UL Recognition Guide & File numbers: JDYX2 & E19180.
- CSA Component Acceptance: 053787 C 000 & Class No: 1422 30.

Environmental Data

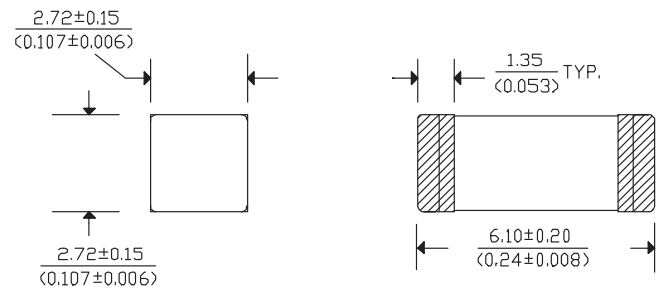
- Life Test: MIL-STD-202, Method 108A, Test Condition D
- Load Humidity: MIL-STD-202, Method 103B
- Moisture Resistance: MIL-STD-202, Method 106E
- Thermal Shock: MIL-STD-202, Method 107D, air-to-air
- Case Resistance: EIA/IS-722
- Resistance to Dissolution of Metallization: ANSI J-STD-002, Test D
- Mechanical Shock: MIL-STD-202, Method 213B, Test Condition A
- High Frequency Vibration: MIL-STD-202, Method 204D, Test Condition D
- Resistance to Solvents: MIL-STD-202, Method 215A

Ordering

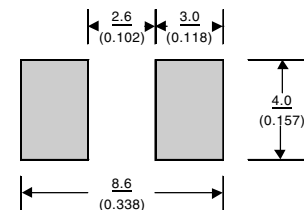
- Specify packaging and product code (i.e., TR1/6125TD500-R)



Dimensions ^{mm/(inches)}



Land Pattern



Soldering Method

- Wave Immersion: 260°C, 10 sec max.
- Infrared: 260°C, 30 sec max.

SPECIFICATIONS								
Product Code	Current Rating	Voltage Rating		Interrupting Rating*		Resistance (ohms)** Typ.	Typical Melting I ^{††}	Typical Voltage Drop‡
		AC	DC	125VAC	60VDC			
6125TD500-R	500mA	125V	60V	50A	50A	0.4025	0.716	245 mV
6125TD750-R	750mA	125V	60V	50A	50A	0.2350	1.07	250 mV
6125TD1-R	1A	125V	60V	50A	50A	0.1680	2.88	256 mV
6125TD1.5-R	1.5A	125V	60V	50A	50A	0.0630	2.35	125 mV
6125TD2-R	2A	125V	60V	50A	50A	0.0480	9.45	133 mV
6125TD2.5-R	2.5A	125V	60V	50A	50A	0.0350	16.2	130 mV
6125TD3-R	3A	125V	60V	50A	50A	0.0263	15.3	97 mV
6125TD3.5-R	3.5A	125V	60V	50A	50A	0.0195	14.5	95 mV
6125TD4-R	4A	125V	60V	50A	50A	0.0185	38.8	106 mV
6125TD5-R	5A	125V	60V	50A	50A	0.0133	34.4	100 mV
6125TD7-R	7A	125V	60V	50A	50A	0.0087	90.2	99 mV

* AC Interrupting Rating (Measured at designated voltage, 100% power factor); DC Interrupting Rating (Measured at designated voltage, time constant of less than 50 microseconds, battery source)

** DC Cold Resistance (Measured at 10% of rated current)

† Typical Melting I^{††} (Measured with a battery bank at rated DC voltage, 10x-rated current (not to exceed IR), time constant of calibrated circuit less than 50 microseconds)

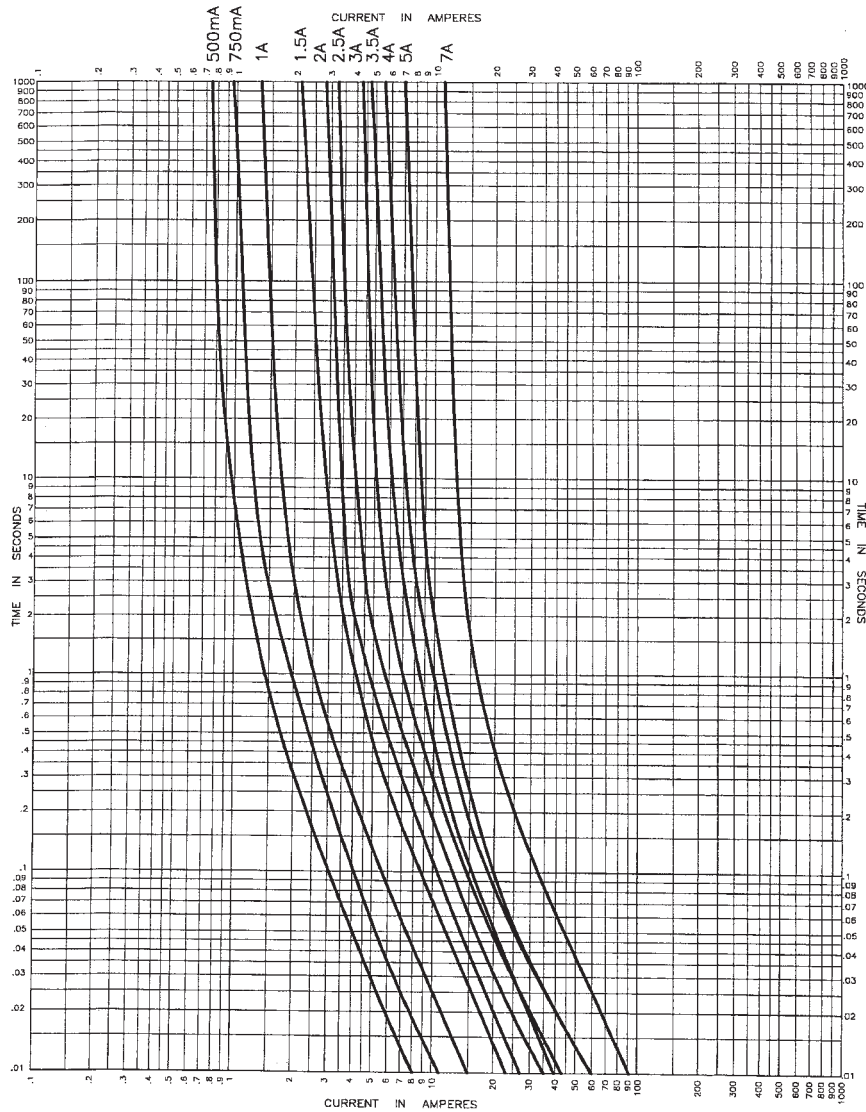
‡ Typical Voltage Drop (Measured at rated current after temperature stabilizes)

Device designed to carry rated current for four hours minimum. An operating current of 80% or less of rated current is recommended, with further derating required at elevated ambient temperatures.

Brick™ Fuses

6125TD Series, Time Delay

TIME CURRENT CURVE



PACKAGING CODE	
Packaging Code TR1	Description 1000 pieces of fuses on 12mm tape-and-reel on a 7 inch (177mm) reel per EIA Standard 481

OC-2530 Rev. M 3/07



Powering Business Worldwide

North America
 Eaton
 1225 Broken Sound Parkway
 NW Suite F Boca Raton, FL
 33487-3533 Tel: 1-561-998-4100
 Fax: 1-561-241-6640
 Toll Free: 1-888-414-2645

Eaton
 P.O. Box 14460
 St. Louis, MO
 63178-4460 Tel:
 1-636-394-2877 Fax:
 1-636-527-1607

Europe
 Eaton
 Cooper (UK) Limited
 Burton-on-the-Wolds
 Leicestershire • LE12 5TH UK
 Tel: +44 (0) 1509 882 737 Fax:
 +44 (0) 1509 882 786

Eaton
 Avda. Santa Eulalia, 290 08223
 Terrassa, (Barcelona), Spain
 Tel: +34 937 362 812
 +34 937 362 813
 Fax: +34 937 362 719

Asia Pacific
 Eaton
 1 Jalan Kilang Timor
 #06-01 Pacific Tech Centre
 Singapore 159303
 Tel: +65 278 6151
 Fax: +65 270 4160